

High Frequency Damped Sinusoidal Transients Generator

DOS-CS116

Datasheet



In Compliance with

- > MIL-STD-461E/F/G CS116
- > GJB 151A-97 CS116
- > GJB 151B-2013 CS116

Introduction

High Frequency Damped Sine Wave Generator DOS-CS116 is a high end generator which is designed to meet MIL-STD-461E/F/G CS116, GJB 151A-97 CS116, and GJB 151B-2013 CS116. This generator can produce 6 kinds of damped sine/cosine waveforms with frequency from 10kHz to 100MHz. It is used to perform conducted susceptibility tests on all types of interconnection cables and power cables of aircrafts, surface warships, submarine, space and terrestrial system.

Features






- > 5.7 inch touch screen front panel operation;
- > In compliance with MIL-STD-461 E/F/G CS116, GJB 151A-97, and GJB151B-2013 CS116;
- > 6 kinds of basic oscillation frequencies from 10 kHz to 100 MHz;
- > 6-in-1 output terminals, easy to operate;

Application Areas



- > Military
- > Warships

Technical Parameters		
Oscillation Frequency	10 kHz, 100 kHz, 1 MHz, 10 MHz, 30 MHz, 100 MHz	
Test Current Range (Loop Impedance 100 Ω)	10 kHz	≥0.1 A
	100 kHz	≥1 A
	1 MHz	≥10 A
	10 MHz	≥10 A
	30 MHz	≥10 A
	100 MHz	≥3 A
Output Impedance	<100 Ω	
Damping Factor (Q)	15 ± 5	
Repetition Rate	1 s~9 s	
Output Interface	Type N	

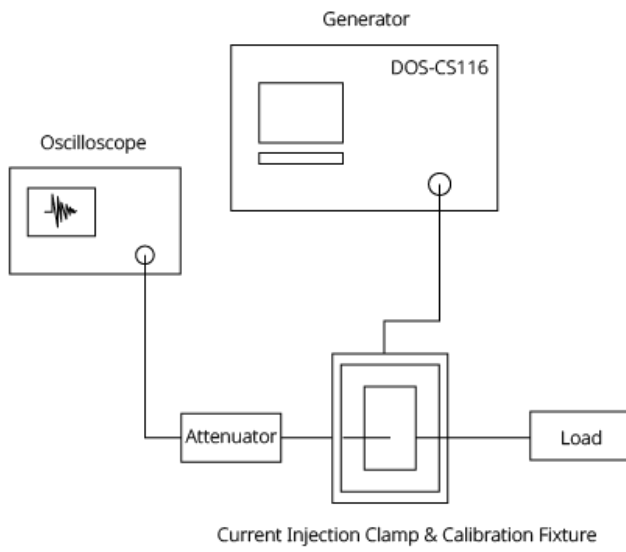
Accessories
Testing wires, Power cable, Grounding wire, User manual

Options	
1. High-Voltage Coaxial Load HCL 50N 	50 Ω 5 W DC-200 MHz
2. Attenuator TFB 100 	40±1.5 dB 5 W DC-400 MHz
3. Broadband Current Monitoring Clamp TWCM-200 	Frequency: 10 kHz ~ 200 MHz inner diameter: φ40 mm
4. LISN J50 	Max. continuous current 50 A Impedance 50 uH+5 Ω 50 Ω
5. LISN J200 	Max. continuous current 200 A Impedance 50 uH+5 Ω 50 Ω

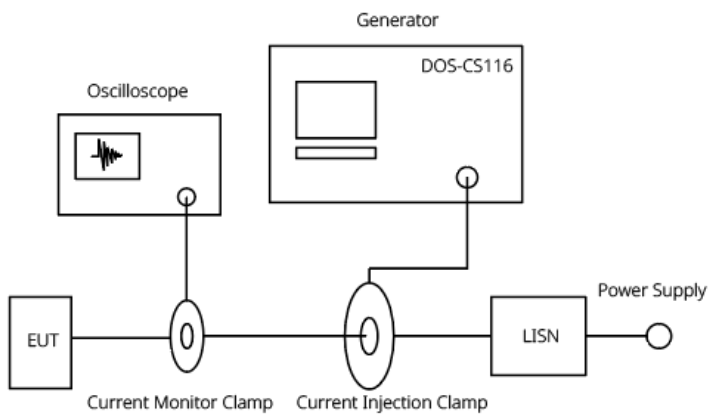
General Parameters	
Power supply	AC 110/220 V, ±10%, 50-60 Hz (Default setting: AC 220 V for mainland China)
Environment temperature	45%-75% RH (no condensation)
Relative humidity	15-35 °C
Dimension	19", 6 U
Weight	Approx.26.5 kg

Current Injection Clamp and Calibration Fixture (required)	
Current Injection Clamp BCIP-200 	Frequency: 10 kHz ~ 200 MHz Inner Diameter: φ40mm
Calibration Clamp BCICF-200 	Frequency: 10 kHz ~ 200 MHz
Note: DOS-CS116 matches with BCIP-200 and BCICF-200 or products made by FCC only.	

1. Connection Illustration for Calibration



2. Connection Illustration for Test





SUZHOU 3CTEST ELECTRONIC CO., LTD.

Add.: No. 99 E'meishan Road, SND, Suzhou, Jiangsu Province, China

Tel: +86 (0)512 6807 7192 Fax: +86-512-68079795

Sales Email: globalsales@3ctest.cn Service Email: service@3ctest.cn

www.3c-test.com